

Date:	Project:	Type: K-4	Notes:	Catalog #:
-------	----------	------------------	--------	------------

L7400-AOK-RFKW-SL SERIES Adjustable Output LED Slim Troffer Kit

The L7400-AOK-RFKW-SL Series field adjustable low profile LED kit is a cost-effective alternative to full troffer fixture replacement. The center-basket design includes a diffused lens that delivers soft, even ambient light.



Includes 12V aux driver and sensor bracket.

Features & Specifications

Applications

Ideal for use in offices, retail, schools, offices, hallways, multi-purpose rooms and hospitality areas.

Construction

Housing made from cold rolled steel and is finished with a post-production baked white powder coat. Frosted diffuser.

Mounting

Recessed mount. Air Return available.

Electrical

Utilizes high-efficiency LED power supply and circuit boards. 120-277V & 0-10V dimming standard. 50/60HZ input frequency. Includes 12V aux driver and sensor bracket.

Operating Temperature

Suitable for -20°C – 50°C Ambient

Lumen Maintenance

L70 rating of 100,000 hours

Warranty

Five-year warranty. Terms and Conditions Apply. See warranty documentation for more information.

Certification

UL Damp Listed. Adheres to LM79, LM80 and TM21 industry standards. DesignLights Consortium® (DLC) 5.1 Premium. RoHS Compliant.



Performance Data

FSC Part #	Form Factor	Rated Wattage	Kelvin Temp	Delivered Lumens	Efficacy	CRI
L7422-30W-AOK-RFKW-SL	2x2	20	3500	2500	125	>83
		20	4000	2500	125	>83
		20	5000	2500	125	>83
		25	3500	3125	125	>83
		25	4000	3125	125	>83
		25	5000	3125	125	>83
		30	3500	3750	125	>83
		30	4000	3750	125	>83
		30	5000	3750	125	>83
		L7422-40W-AOK-RFKW-SL	2x2	30	3500	3750
30	4000			3750	125	>83
30	5000			3750	125	>83
35	3500			4375	125	>83
35	4000			4375	125	>83
35	5000			4375	125	>83
40	3500			5000	125	>83
40	4000			5000	125	>83
40	5000			5000	125	>83
L7424-35W-AOK-RFKW-SL	2x4			25	3500	3125
		25	4000	3125	125	>83
		25	5000	3125	125	>83
		30	3500	3750	125	>83
		30	4000	3750	125	>83
		30	5000	3750	125	>83
		35	3500	4375	125	>83
		35	4000	4375	125	>83
		35	5000	4375	125	>83
		L7424-45W-AOK-RFKW-SL	2x4	34	3500	4250
34	4000			4250	125	>83
34	5000			4250	125	>83
38	3500			4750	125	>83
38	4000			4750	125	>83
38	5000			4750	125	>83
45	3500			5625	125	>83
45	4000			5625	125	>83
45	5000			5625	125	>83
L7414-30W-AOK-RFKW-SL	1x4			20	3500	2500
		20	4000	2500	125	>83
		20	5000	2500	125	>83
		25	3500	3125	125	>83
		25	4000	3125	125	>83
		25	5000	3125	125	>83
		30	3500	3750	125	>83
		30	4000	3750	125	>83
		30	5000	3750	125	>83

L74					
1	2	3	4	5	5

1 - Series	2 - Dimensions/Wattage	3 - Type
L74	<p>22- 30W (2x2 / 20 Watt) (2x2 / 25 Watt) (2x2 / 30 Watt)</p> <p>22- 40W (2x2 / 30 Watt) (2x2 / 35 Watt) (2x2 / 40 Watt)</p> <p>24- 35W (2x4 / 25 Watt) (2x4 / 30 Watt) (2x4 / 35 Watt)</p> <p>24- 45W (2x4 / 34 Watt) (2x4 / 38 Watt) (2x4 / 45 Watt)</p> <p>14- 30W (1x4 / 20 Watt) (1x4 / 25 Watt) (1x4 / 30 Watt)</p>	AOK-RFKW-SL (Adjustable Output and Kelvin Temp 35K, 40K & 50K- Retrofit Kit- Slim Profile)

4- Controls

- OS** (Occupancy Sensor)
- OS-R** (Occupancy Sensor with Remote)
- PB-K** (Programmable Bluetooth Sensor - Integrated - Keilton)
- PB-S** (Programmable Bluetooth Sensor - Integrated - Sharkward)
- PB-M** (Programmable Bluetooth Sensor - Integrated - McWong)

5- Accessories

- EM10WT20** Title 20 Compliant Emergency Battery Backup, 10 Watts, ~1300 Lumens (lumens will change based on fixture selection)
- ETS-DR** UL924 Emergency Lighting Control Device
- AR** Air Return
- 90** 90 CRI (special order)

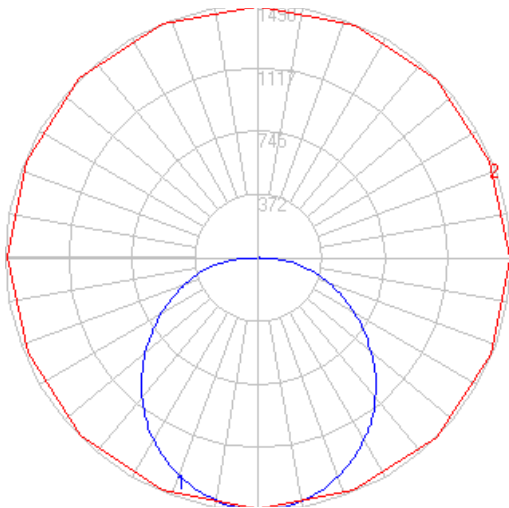
Photometric Data

L7424-35W-AOK-RFKW-SL (35K) Tested in accordance to IESNA LM-79

Zonal Lumen Summary

Zone	Lumens	%Luminaire
0-10	139.90	3.20%
10-20	399.03	9.13%
20-30	602.26	13.78%
30-40	723.83	16.56%
40-50	750.66	17.18%
50-60	686.15	15.70%
60-70	551.79	13.62%
70-80	366.98	8.39%
80-90	138.72	3.17%
90-100	2.63	0.06%
100-110	1.15	0.02%
110-120	0.87	0.01%
120-130	0.90	0.02%
130-140	1.15	0.02%
140-150	1.22	0.02%
150-160	0.96	0.02%
160-170	0.74	0.01%
170-180	0.32	0.00%

Polar Graph




Physical Characteristics

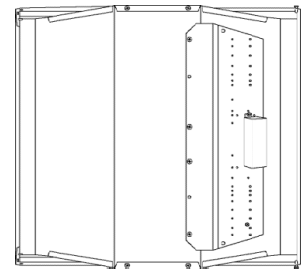
Dimensions

Version	Depth	Length	Width	Weight
2x2	2.1"	23.8"	23.9"	8.66lbs
2x4	2.1"	47.8"	23.9"	14.02lbs
1x4	2.1"	47.8"	11.9"	8.05lbs


Top View- 2x2



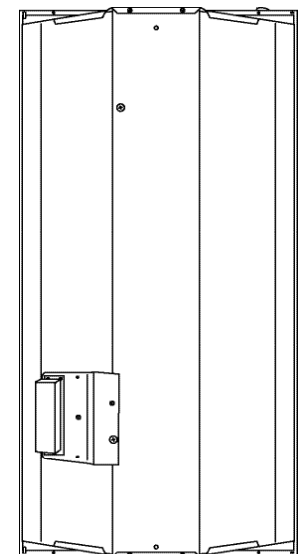
Bottom View- 2x2



Top View- 2x4



Bottom View- 2x4



End View- 2x2 & 2x4



Side View- 2x2

